




1126-20 nevadabeige PE = polyester coated



1816-20 colabraun PE



1901-20 weiss = RAL 9002 PE



1826-20 ziegelbraun = RAL 8016 PE



1997-20 normreinweiss = RAL 9010 PE




1819-15 kupferbraun = RAL 8004 PE



1746-20 kieselgrau = RAL 7032 PE



1345-15 dachrot = RAL 3009 PE




1612-20 lodengrün PE



1007-15 kohlschwarz = RAL 9005 PE



1512-20 ultramarinblau = RAL 5002 PE



1777-15 dachanthrazitgrau = RAL 7016 PE



1306-20 rubinrot = RAL 3003 PE



15A7-15 dachsaphirblau = RAL 5003 PE



2923-20 brillantmetallic = RAL 9006 PE



16C9-15 dachblaugrün = RAL 6004 PE



2947-20 normgraualuminium = RAL 9007 PE + PVdF



3813-12 altschindel PE